



Hockey Canada ID Locations

Please print this information for your reference

This document is intended to assist you with any questions that you may have regarding finding your player(s)' Hockey Canada ID.

There are 3 ways that you can find you player(s)' Hockey Canada ID:

1. RIS account
2. Hockey Canada Registry (HCR) Account; or
3. eHockey account; or

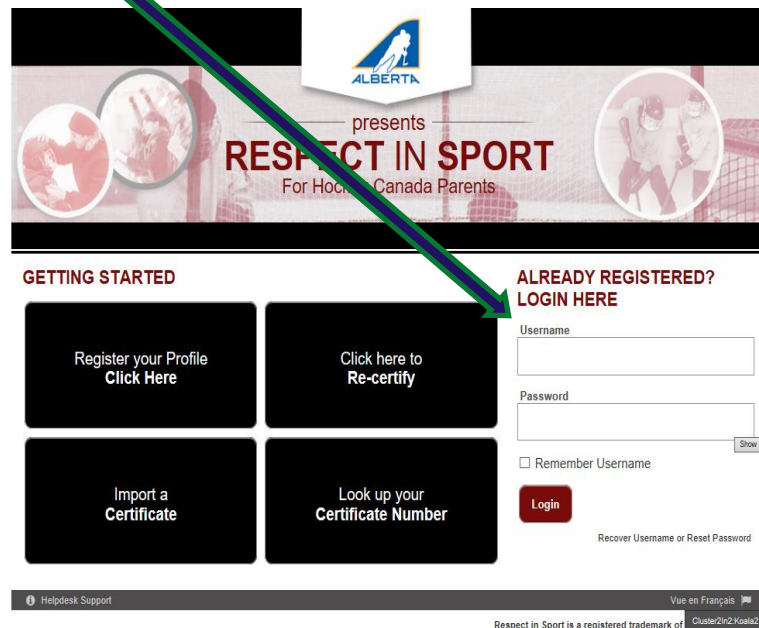
1. RIS account

Go to the [Respect-In-Sport - Parents](#) website

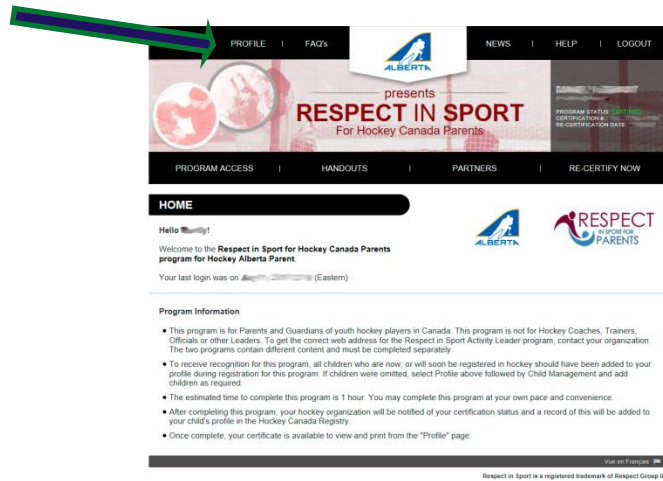
1. Select your language preference



2. Login to your Respect In Sport Account



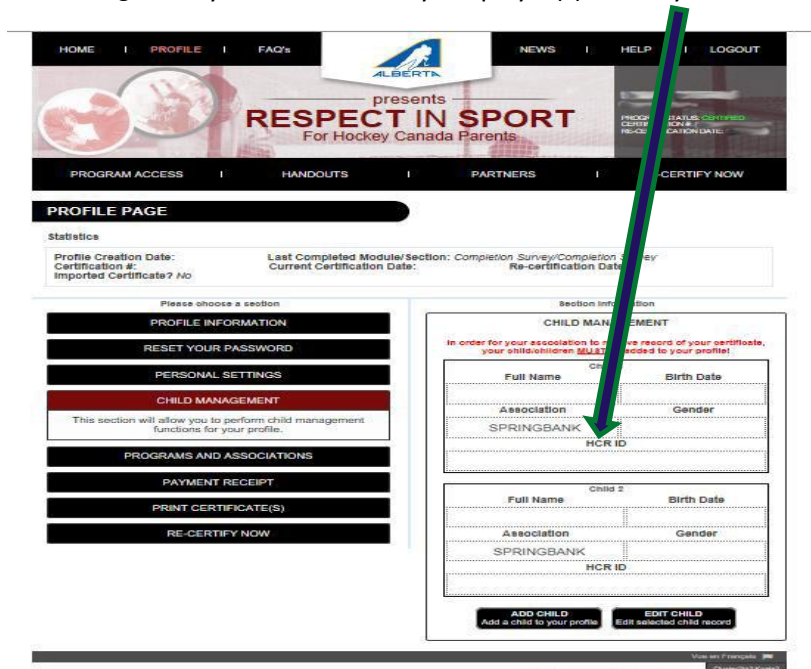
3. Click on Profile:



4. Click on Child Management:



5. Once in Child Management you will see all of your player(s)' Hockey Canada ID.



2. Hockey Canada Registry (HCR) Account

Go to the [Hockey Canada](#) website.

1. Log into your account with email and password.

WELCOME!
You will need an account with Hockey Canada's online registration system in order to register your child in hockey with the Springbank Minor Hockey Association. If you have previously registered children online with Hockey Canada's system for any association, then you can proceed to login with your account.

If you have not registered any participants in the past with this system, [click here to create an account.](#)

BIENVENUE!
Un compte avec le système d'inscription en ligne de Hockey Canada est requis pour pouvoir inscrire vos enfants au hockey avec cette association. Si vous avez précédemment inscrit des enfants avec ce système pour quelque association, vous pouvez ouvrir une session avec votre compte ci-dessous.

Si vous n'avez jamais inscrit quelqu'un auparavant avec ce système, [veuillez cliquer ici pour créer un compte.](#)

Sign in here - Ouvrez une session ici:

Email - Courriel:

Password - Mot de passe:

[Log In - Connexion](#)

[Forgot your password? - Vous avez oublié votre mot de passe?](#)

2. Once logged in scroll down to “My Registration History”.

Welcome to your home page! You'll find your Shopping Cart and your Registration History below.

Your shopping cart contains all of your incomplete registrations. Your Registration History contains a list of persons you've registered in the past.

To obtain a receipt for a completed registration, please click on "Order History" above.

My Shopping Cart

Invoice #:
Status: Active

You do not have any registrations in your cart for this association.

[Register a Participant](#)

My Registration History [Open Order History](#)

3. Find your most recent registration and select “Print Receipt”.

My Registration History [Open Order History](#)

Invoice #:
Status: Completed

First Name	Last Name	Date of Birth	Gender	Association	Season	Registration Date	Division	Package	Net Total	Total	Actions
											Open
											Open


[Print Receipt](#)

Invoice #:
Status: Completed

First Name	Last Name	Date of Birth	Gender	Association	Season	Registration Date	Division	Package	Net Total	Total	Actions
											Open

[Print Receipt](#)

4. A pop up will display on the bottom of your screen. Select Open or Save.



5. When the document opens you will find your player(s)' Hockey Canada ID. Make sure to save your player(s)' Hockey Canada ID for future registrations.

SPRINGBANK
32224A Springbank Road
Calgary, AB, T2C 2L9, CANADA
registrars@springbankhockey.com

Official Receipt

Invoice ID:
Order Date:

Order Items

Preregistration/Préinscription - Player's Name	(Date of Birth)	Player's Hockey Canada ID

Total:

Total Fees:

Payments

Paid Total:

Grand Total:
Paid Total:
Remaining Balance:

IMPORTANT: Please print and/or save a copy of this receipt for your records.

3. eHockey account

Go to the [eHockey](#) website.

1. Log into your account with email and password.

eHOCKEY

STAY UP TO DATE WITH HOCKEY CANADA
MAKE GREAT THINGS HAPPEN

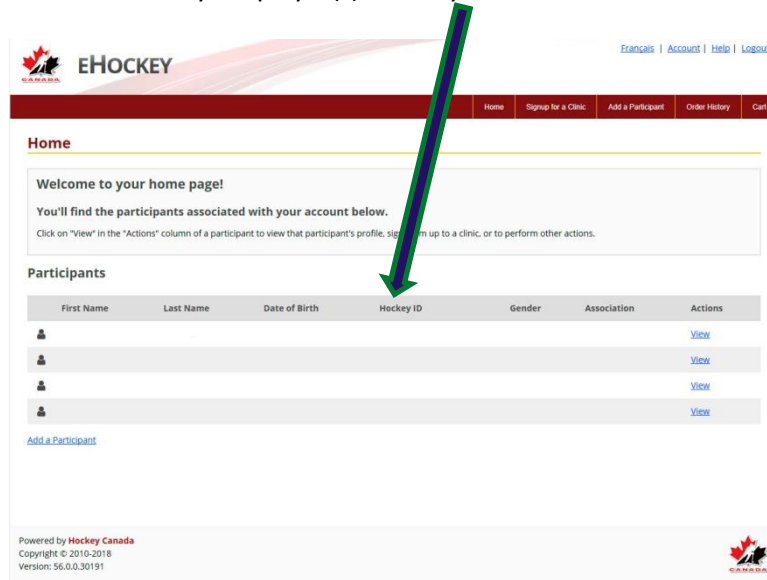
WELCOME TO HOCKEY CANADA'S eHOCKEY WEBSITE.
Sign in using your existing ehockey account below.
If you do not have an existing ehockey account, [click here to create an account now.](#)

SIGN IN HERE

Email:
Password:
Login

[FORGOT YOUR PASSWORD?](#)

2. Once logged in you will see all of your player(s)' Hockey Canada ID.



The screenshot shows the eHOCKEY website interface. At the top, there is a navigation bar with links for [Français](#), [Account](#), [Help](#), and [Logout](#). Below this is a red header bar with buttons for [Home](#), [Signup for a Clinic](#), [Add a Participant](#), [Order History](#), and [Cart](#). The main content area is titled "Home" and includes a welcome message: "Welcome to your home page! You'll find the participants associated with your account below. Click on 'View' in the 'Actions' column of a participant to view that participant's profile, sign them up to a clinic, or to perform other actions." Below this is a section titled "Participants" containing a table with the following columns: First Name, Last Name, Date of Birth, Hockey ID, Gender, Association, and Actions. The table lists three participants, each with a "View" link in the Actions column. A green arrow points from the text above to the "Hockey ID" column header. Below the table is a link to [Add a Participant](#). At the bottom, there is a footer with the text "Powered by Hockey Canada", "Copyright © 2010-2018", "Version: 56.0.0.30191", and the Hockey Canada logo.

First Name	Last Name	Date of Birth	Hockey ID	Gender	Association	Actions
[Icon]						View
[Icon]						View
[Icon]						View
[Icon]						View